



*Nevada State Contractors Board*

# **STRATEGIC PLAN**

**Executive Officer Report**

**Quarter Two Report**

*October 1 - December 31, 2022*



## **Members of the Board**

Boyd Martin, *Chair*

Margaret Cavin, *Treasurer*

Bryan Cowart

Joe Hernandez

Kent Lay

Jan B. Leggett

Louis Polish Jr.

## **Executive Leadership**

Margi Grein, *Executive Officer*

Sam Palmer, *Deputy Executive Officer*

Nancy Mathias, *Licensing Administrator*

Paul Rozario, *Director of Investigations*

Brian Hayashi, *IT Manager*

Michael Phillips, *Public Information Officer*

## **Mission Statement**

The Nevada State Contractors Board (NSCB) is committed to ensuring the integrity and professionalism of the construction industry in Nevada. The NSCB has the responsibility to promote quality construction by Nevada licensed contractors through a regulatory licensing system designed to protect the health, safety and welfare of the public.



## Message from the Executive Officer


With the new year comes both the natural curiosities of what may come and a desire to prepare for the future. While challenges and uncertainty face contractors in some areas, the industry also has seen resilience and promise elsewhere as projects continue to emerge and advance throughout the state. At the Board, we are halfway through our fiscal year, progressing through our strategic plan goals, while keeping an eye on trends and patterns in the construction industry.

Our advancements start at the top, and we recently revised our Board Member Training Program to keep our members abreast of all that comes with their duties. We also continue to enhance the information and resources we provide to the public and industry. Efforts include creating new brochures and other collateral materials, posting on social media, spreading awareness through traditional news and media as well as speaking to a variety of audiences about the resources offered by the Board.

Continuing to evolve the Board based on a concern for the public and the wellbeing of licensed contractors means continuously reviewing our licensing and enforcement policies and procedures. In the second quarter, we finalized the implementation of the new licensing category for residential remodeling work. On the enforcement side, we modified policies to ensure we maintain the workforce to combat the illegal contracting challenges of the 21st century.

At the end of the day, our efforts are driven by our mission to protect the health, safety, and welfare of the public. In 2023, the Board will continue to lead and engage other agencies in combating illegal construction activity through The Underground Economy – Nevada Interagency Task Force (UETF).

We seek opportunities to further be transparent in our efforts, discuss differing opinions, and ultimately seek the solutions that better the operations of the Board and the many customers we serve. Look for more of this from us as we continue through the 3rd quarter of our fiscal year and beyond.

A handwritten signature in blue ink that reads "Margi A. Grein". The signature is written in a cursive, flowing style.

MARGI A. GREIN  
Nevada State Contractors Board Executive Officer



## Contents

Executive Officer – Strategic Plan Initiatives and Q2 Highlights .....	1
Licensing & Cost Recovery – Data Dashboard .....	4
Licensing – Quarter Statistics .....	6
Licensing – New License Application Trends .....	7
Licensing – Issued License Trends .....	8
Licensing – Strategic Plan and Program Updates .....	9
Enforcement – Background Check Trends .....	10
Enforcement – Quarter Statistics .....	11
Enforcement – Case Highlights .....	12
Information Technology .....	15
Public Information Office .....	17
Looking Forward .....	18

# Executive Officer - Strategic Plan Initiatives & Q2 Highlights

## Regulation Executive Officer Grein Selected as NCA’s J.A. Tiberti Spirit Award Winner (All Goals)

In October, Executive Officer Margi Grein received the J.A. Tiberti Spirit Award from the Nevada Contractors Association (NCA). Ms. Grein was named the recipient of the award at the NCA’s Contractor of the Year Awards event, held at the Virgin Hotels, Las Vegas. Recipients of the J.A. Tiberti Spirit Award are recognized as companies or individuals with innovative approaches to industry development, community involvement, and business integrity.



## Enforcement Department Explores Modifying Job Descriptions for Enforcement Personnel to Expand Potential Applicant Pool (Goal 2)

During the quarter, the Board reviewed all investigator job descriptions to determine if changes could be made that might expand the potential applicant pool. After review, job descriptions were modified.

## Governor Appoints New Members (Goal 4)

Effective November 1, 2022, Governor Sisolak announced the appointment of Louis Polish Jr. to the Nevada State Contractors Board. Mr. Polish replaces Steve Menzies and his term is effective through October 31, 2025. Additionally, Governor Sisolak appointed Vincent Tatum to the Commission on Construction Education, replacing Brian Plaster. Mr. Tatum’s term will run from December 1, 2022 through November 30, 2025.

## Board Informs Homeowners the Media, Real Estate Industry, and Other Stakeholders About Contracting Rules and Requirements; Provides Further Materials in Spanish (Goal 3)

During the reporting period, NSCB news releases included one highlighting the plight of an elderly homeowner that received widespread media coverage and also led to assistance from Nevada contractors. Also, an industry bulletin and news release were sent statewide to inform both the public and contractors about the work of the Underground Economy Task Force. Additionally, Board staff prepared slides to be presented in Spanish to potential contractors at a Small Business Development Center Event in February.



# Executive Officer - Strategic Plan Initiatives & Q2 Highlights

## Customer Service Excellence and High-Performance Teamwork Training (Goal 5)

Throughout the quarter, Board staff received training. Beginning in November, staff had two sessions of Customer Service Excellence Training. In December, two High-Performance Teamwork Training sessions were held to support further collaboration and cohesion among the NSCB team.

## Meeting with Clark County District Attorney (Goal 2)

In November, Executive Officer Grein and other key staff met with the Clark County District Attorney. One key focus of the meeting was on ways to better improve communication between the District Attorney’s Office and the Board. Another key discussion point was on how together we can better protect the public from illegal construction activities.

## 3rd Underground Economy Task Force Meeting in NSCB Reno Office (Goal 2)

Also, in November, the 3rd Underground Economy Task Force Meeting was conducted in the NSCB Reno Office. In a very productive meeting, the Task Force developed action items to foster further communication among Task Force members. Additionally, the meeting was very collaborative and agencies shared valuable input on how to join forces to further combat illegal contracting activities. The next meeting of the Task Force is scheduled for February 2nd in Las Vegas.



## Board Meets Regularly with Attorney General’s Office (Goal 2)

To further collaboration with the Attorney General’s Office, Executive Officer Grein and other key Board staff began regular meetings with the Bureau of Consumer Protection. Key topics discussed at the meetings included solar complaints and Senate Bill 303 from the 2021 Nevada Legislature, which enhances consumer protections for parties engaging in connecting a solar energy system in their home. Two meetings were held in November and another was held in early January.

## Joint Board Meeting with Commission on Construction Education Planned (Goal 4)

During the quarter, the Board planned a Joint Board Meeting with the Commission on Construction Education for early January. The main focus of the meeting will be directed at enhancing the efforts of the Commission on Construction Education in helping to educate Nevada’s construction industry of the future.

# Executive Officer - Strategic Plan Initiatives & Q2 Highlights

## Board Lays Groundwork Ahead of 2023 Nevada Legislature

With key legislative proposals aimed at enhancing public protection measures and supporting the construction industry in Nevada, Executive Officer Grein was busy preparing for the 2023 Legislative Session throughout the quarter. In November, the Board’s Bill Draft Requests were assigned bill numbers Assembly Bill (AB) 22, AB 23, AB 27, AB 29, and AB 39.

## Other Highlights of the 2nd Quarter:

- **Board Staff Receives Legislative Overview from The Ferraro Group**

In December, The Ferraro Group gave Board Staff an overview of legislative processes, policy making, and how it is relevant to the Board’s operations.

- **Staff Attends NOBO Meeting**

On December 15th, Board Staff met with the Nevada Organization of Building Officials (NOBO), which represents all building officials throughout the state of Nevada. Each agency shared brief updates as well as an overview of current projects in their jurisdiction.

- **Board Revises the Board Member Training Program** – To enhance the onboarding of Board Members, staff updated the Board’s Administrative Procedural Manual was updated.
- **Staff Luncheons Celebrate Veterans Day and Holiday Season** – In a celebration of America’s heroes, the Board hosted a Veterans Day celebration featuring the Nevada National Guard Color Guard in both offices and a live rendering of the National Anthem. Additionally, Board Staff celebrated the season with a Holiday Luncheon, followed by a gift exchange.



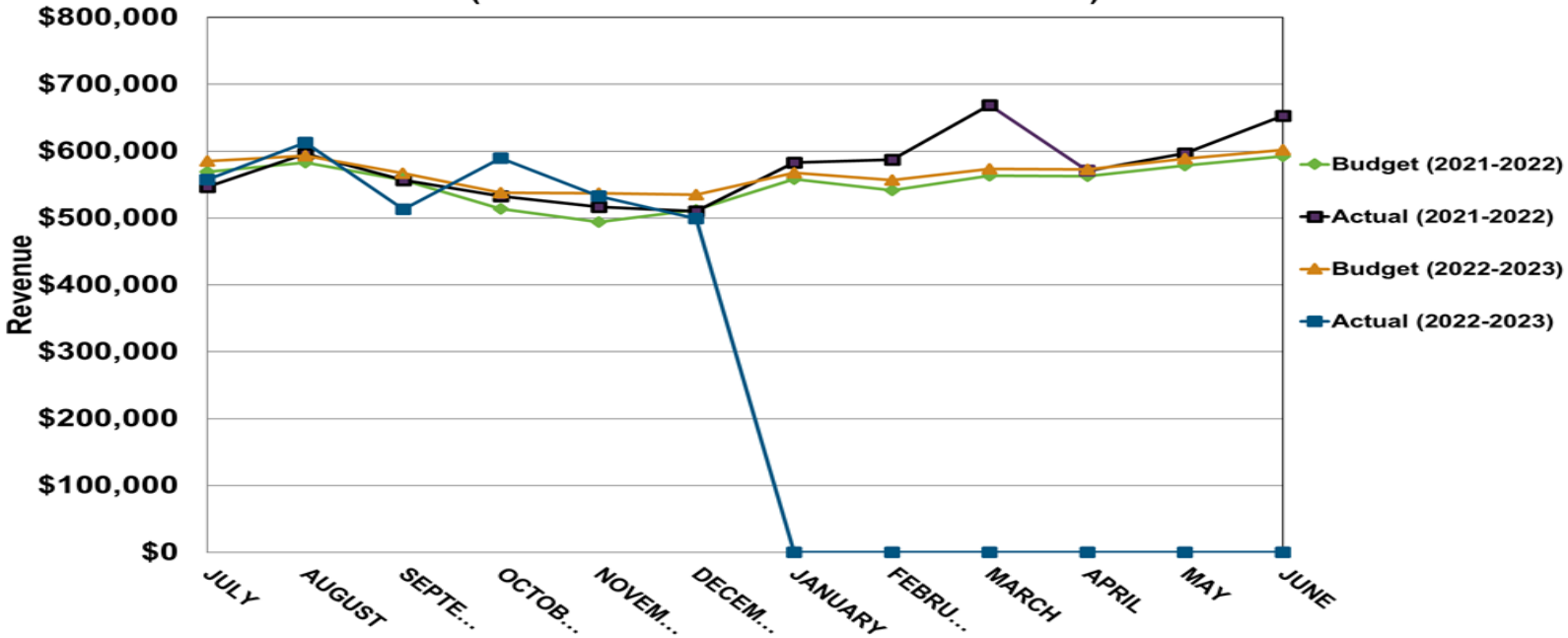
# Licensing & Cost Recovery – Data Dashboard

Budget (2021-2022)	JULY-21	AUG-21	SEPT-21	OCT-21	NOV-21	DEC-21	JAN-22	FEB-22	MAR-22	APR-22	MAY-22	JUN-2022	TOTALS
License Renewals	\$384,000	\$398,000	\$374,000	\$331,100	\$312,000	\$330,000	\$375,000	\$360,000	\$381,000	\$380,000	\$395,000	\$409,900	\$4,430,000
New License Fee	\$62,500	\$62,500	\$62,500	\$62,500	\$62,500	\$62,500	\$62,500	\$62,500	\$62,500	\$62,500	\$62,500	\$62,500	\$750,000
Application Fee	\$54,166	\$54,167	\$54,167	\$54,166	\$54,167	\$54,167	\$54,166	\$54,167	\$54,167	\$54,166	\$54,167	\$54,167	\$650,000
License Changes	\$35,833	\$35,833	\$35,834	\$35,833	\$35,833	\$35,834	\$35,833	\$35,833	\$35,834	\$35,833	\$35,833	\$35,834	\$430,000
Investigative Recov Costs	\$20,833	\$20,833	\$20,834	\$20,833	\$20,833	\$20,833	\$20,833	\$20,833	\$20,834	\$20,833	\$20,833	\$20,834	\$250,000
Renewal Late Fees	\$5,833	\$5,833	\$5,834	\$5,833	\$5,833	\$5,834	\$5,833	\$5,833	\$5,834	\$5,833	\$5,833	\$5,834	\$70,000
Renewal Inactive Fee	\$5,725	\$5,875	\$3,325	\$3,525	\$3,075	\$3,225	\$3,625	\$2,425	\$3,325	\$3,625	\$4,225	\$3,025	\$45,000
<b>Totals</b>	<b>\$568,890</b>	<b>\$583,041</b>	<b>\$556,494</b>	<b>\$513,790</b>	<b>\$494,241</b>	<b>\$512,394</b>	<b>\$557,790</b>	<b>\$541,591</b>	<b>\$563,494</b>	<b>\$562,790</b>	<b>\$578,391</b>	<b>\$592,094</b>	<b>\$6,625,000</b>
Actual (2021-2022)	JULY-21	AUG-21	SEPT-21	OCT-21	NOV-21	DEC-21	JAN-22	FEB-22	MAR-22	APR-22	MAY-22	JUN-2022	TOTALS
License Renewals	\$356,290	\$378,450	\$379,225	\$353,245	\$331,200	\$335,080	\$406,650	\$390,075	\$437,100	\$367,125	\$397,125	\$435,560	\$4,567,125
New License Fee	\$76,500	\$80,300	\$64,750	\$69,600	\$61,500	\$61,050	\$57,150	\$61,950	\$84,700	\$74,000	\$66,000	\$72,000	\$829,500
Application Fee	\$52,800	\$63,900	\$52,500	\$54,300	\$57,900	\$57,000	\$44,100	\$58,500	\$72,000	\$56,700	\$58,200	\$75,300	\$703,200
License Changes	\$32,325	\$46,300	\$34,325	\$33,500	\$41,600	\$35,150	\$44,250	\$44,850	\$47,350	\$49,825	\$47,600	\$46,325	\$503,400
Investigative Recov Costs	\$19,830	\$17,695	\$19,018	\$10,050	\$12,809	\$8,567	\$17,638	\$18,548	\$15,962	\$11,538	\$16,810	\$12,214	\$180,679
Renewal Late Fees	\$4,050	\$4,500	\$3,638	\$8,550	\$6,635	\$8,363	\$9,338	\$9,113	\$7,688	\$8,025	\$7,688	\$7,800	\$85,385
Renewal Inactive Fee	\$4,800	\$4,800	\$2,888	\$3,600	\$4,800	\$4,800	\$3,600	\$3,900	\$4,200	\$3,600	\$3,600	\$3,600	\$48,188
<b>Totals</b>	<b>\$546,595</b>	<b>\$595,945</b>	<b>\$556,343</b>	<b>\$532,845</b>	<b>\$516,444</b>	<b>\$510,010</b>	<b>\$582,726</b>	<b>\$586,936</b>	<b>\$668,999</b>	<b>\$570,813</b>	<b>\$597,023</b>	<b>\$652,799</b>	<b>\$6,917,477</b>
Variance (2021-2022)	JULY-21	AUG-21	SEPT-21	OCT-21	NOV-21	DEC-21	JAN-22	FEB-22	MAR-22	APR-22	MAY-22	JUN-2022	TOTALS
License Renewals	(\$27,710)	(\$19,550)	\$5,225	\$22,145	\$19,200	\$5,080	\$31,650	\$30,075	\$56,100	(\$12,875)	\$2,125	\$25,660	\$137,125
New License Fee	\$14,000	\$17,800	\$2,250	\$7,100	(\$1,000)	(\$1,450)	(\$5,350)	(\$550)	\$22,200	\$11,500	\$3,500	\$9,500	\$79,500
Application Fee	(\$1,366)	\$9,733	(\$1,667)	\$134	\$3,733	\$2,833	(\$10,066)	\$4,333	\$17,833	\$2,534	\$4,033	\$21,133	\$53,200
License Changes	(\$3,508)	\$10,467	(\$1,509)	(\$2,333)	\$5,767	(\$684)	\$8,417	\$9,017	\$11,516	\$13,992	\$11,767	\$10,491	\$73,400
Investigative Recov Costs	(\$1,003)	(\$3,138)	(\$1,816)	(\$10,783)	(\$8,024)	(\$12,267)	(\$3,195)	(\$2,285)	(\$4,872)	(\$9,295)	(\$4,023)	(\$8,620)	(\$69,321)
Renewal Late Fees	(\$1,783)	(\$1,333)	(\$2,197)	\$2,717	\$802	\$2,529	\$3,505	\$3,280	\$1,854	\$2,192	\$1,855	\$1,966	\$15,385
Renewal Inactive Fee	(\$925)	(\$1,075)	(\$438)	\$75	\$1,725	\$1,575	(\$25)	\$1,475	\$875	(\$25)	(\$625)	\$575	\$3,188
<b>Totals</b>	<b>(\$22,295)</b>	<b>\$12,904</b>	<b>(\$151)</b>	<b>\$19,055</b>	<b>\$22,203</b>	<b>(\$2,384)</b>	<b>\$24,936</b>	<b>\$45,345</b>	<b>\$105,505</b>	<b>\$8,023</b>	<b>\$18,632</b>	<b>\$60,705</b>	<b>\$292,477</b>
Budget (2022-2023)	JULY-22	AUG-22	SEPT-22	OCT-22	NOV-22	DEC-22	JAN-23	FEB-23	MAR-23	APR-23	MAY-23	JUN-23	TOTALS
License Renewals	\$390,000	\$398,000	\$374,000	\$345,000	\$345,000	\$342,100	\$375,000	\$365,000	\$381,000	\$380,000	\$395,000	\$409,900	\$4,500,000
New License Fee	\$67,916	\$67,917	\$67,917	\$67,916	\$67,917	\$67,917	\$67,916	\$67,917	\$67,917	\$67,916	\$67,917	\$67,917	\$815,000
Application Fee	\$56,250	\$56,250	\$56,250	\$56,250	\$56,250	\$56,250	\$56,250	\$56,250	\$56,250	\$56,250	\$56,250	\$56,250	\$675,000
License Changes	\$39,583	\$39,583	\$39,584	\$39,583	\$39,583	\$39,584	\$39,583	\$39,583	\$39,584	\$39,583	\$39,583	\$39,584	\$475,000
Investigative Recov Costs	\$18,750	\$18,750	\$18,750	\$18,750	\$18,750	\$18,750	\$18,750	\$18,750	\$18,750	\$18,750	\$18,750	\$18,750	\$225,000
Renewal Late Fees	\$6,750	\$6,750	\$6,750	\$6,750	\$6,750	\$6,750	\$6,750	\$6,750	\$6,750	\$6,750	\$6,750	\$6,750	\$81,000
Renewal Inactive Fee	\$5,725	\$5,875	\$3,325	\$3,525	\$3,075	\$3,225	\$3,625	\$2,425	\$3,325	\$3,625	\$4,225	\$3,025	\$45,000
<b>Totals</b>	<b>\$584,974</b>	<b>\$593,125</b>	<b>\$566,576</b>	<b>\$537,774</b>	<b>\$537,325</b>	<b>\$534,576</b>	<b>\$567,874</b>	<b>\$556,675</b>	<b>\$573,576</b>	<b>\$572,874</b>	<b>\$588,475</b>	<b>\$602,176</b>	<b>\$6,816,000</b>
Actual (2022-2023)	JULY-22	AUG-22	SEPT-22	OCT-22	NOV-22	DEC-22	JAN-23	FEB-23	MAR-23	APR-23	MAY-23	JUN-23	TOTALS
License Renewals	\$381,340	\$380,850	\$346,650	\$416,425	\$354,625	\$326,278							\$2,206,168
New License Fee	\$55,500	\$69,200	\$52,000	\$50,700	\$62,600	\$55,000							\$345,000
Application Fee	\$48,000	\$60,000	\$52,200	\$45,100	\$55,200	\$50,100							\$310,600
License Changes	\$35,955	\$44,620	\$38,425	\$41,050	\$40,225	\$43,525							\$243,800
Investigative Recov Costs	\$22,938	\$40,796	\$12,279	\$18,271	\$9,032	\$12,289							\$115,604
Renewal Late Fees	\$8,025	\$11,888	\$8,363	\$13,863	\$7,373	\$8,288							\$57,798
Renewal Inactive Fee	\$5,700	\$5,700	\$2,700	\$3,750	\$3,450	\$3,600							\$24,900
<b>Totals</b>	<b>\$557,458</b>	<b>\$613,053</b>	<b>\$512,617</b>	<b>\$589,158</b>	<b>\$532,504</b>	<b>\$499,079</b>	<b>\$0</b>	<b>\$0</b>	<b>\$0</b>	<b>\$0</b>	<b>\$0</b>	<b>\$0</b>	<b>\$3,303,870</b>
Variance (2022-2023)	JULY-22	AUG-22	SEPT-22	OCT-22	NOV-22	DEC-22	JAN-23	FEB-23	MAR-23	APR-23	MAY-23	JUN-23	TOTALS
License Renewals	(\$8,660)	(\$17,150)	(\$27,350)	\$71,425	\$9,625	(\$15,822)	(\$375,000)	(\$365,000)	(\$381,000)	(\$380,000)	(\$395,000)	(\$409,900)	(\$2,293,832)
New License Fee	(\$12,416)	\$1,283	(\$15,917)	(\$17,216)	(\$5,317)	(\$12,917)	(\$67,916)	(\$67,917)	(\$67,917)	(\$67,916)	(\$67,917)	(\$67,917)	(\$470,000)
Application Fee	(\$8,250)	\$3,750	(\$4,050)	(\$11,150)	(\$1,050)	(\$6,150)	(\$56,250)	(\$56,250)	(\$56,250)	(\$56,250)	(\$56,250)	(\$56,250)	(\$364,400)
License Changes	(\$3,628)	\$5,037	(\$1,159)	\$1,467	\$642	\$3,941	(\$39,583)	(\$39,583)	(\$39,584)	(\$39,583)	(\$39,583)	(\$39,584)	(\$231,200)
Investigative Recov Costs	\$4,188	\$22,046	(\$6,471)	(\$479)	(\$9,718)	(\$6,461)	(\$18,750)	(\$18,750)	(\$18,750)	(\$18,750)	(\$18,750)	(\$18,750)	(\$109,396)
Renewal Late Fees	\$1,275	\$5,138	\$1,613	\$7,113	\$623	\$1,538	(\$6,750)	(\$6,750)	(\$6,750)	(\$6,750)	(\$6,750)	(\$6,750)	(\$23,203)
Renewal Inactive Fee	(\$25)	(\$175)	(\$625)	\$225	\$375	\$375	(\$3,625)	(\$2,425)	(\$3,325)	(\$3,625)	(\$4,225)	(\$3,025)	(\$20,100)
<b>Totals</b>	<b>(\$27,516)</b>	<b>\$19,928</b>	<b>(\$53,859)</b>	<b>\$51,384</b>	<b>(\$4,821)</b>	<b>(\$35,437)</b>	<b>(\$567,874)</b>	<b>(\$556,675)</b>	<b>(\$573,576)</b>	<b>(\$572,874)</b>	<b>(\$588,475)</b>	<b>(\$602,176)</b>	<b>(\$3,512,130)</b>



# Licensing & Cost Recovery – Data Dashboard

Application, Renewal & Cost Recovery Revenue  
(FISCAL YEARS 2021-2022 / 2022-2023)



OCTOBER TO DECEMBER 2022	
Licenses (Beginning of Quarter)	17,885
New Licenses Issued	276
Licenses Cancelled/Surrendered/Revoked	(227)
Variance in Suspended/Reinstated Licenses	(71)
Licenses (End of Quarter)	17,863
# of Licenses on October 1, 2022	17,885
# of Licenses on December 31, 2022	17,863
Licenses Gained / Lost	(22)
Renewal Revenue Gained / Lost	(\$13,200)
<i>*Does not include suspended licenses</i>	

FISCAL YTD LICENSING FEE TOTALS (FY 2022-2023)			
LICENSING FEES	Q2 BUDGET	Q2 ACTUAL	VARIANCE
License Renewals	1,032,100	1,097,328	65,228
New License Fee	203,750	168,300	(35,450)
Application Fee	168,750	150,400	(18,350)
License Changes	118,750	124,800	6,050
Invest Recov Costs	56,250	39,591	(16,659)
Renewal Late Fees	20,250	29,523	9,273
Renewal Inactive Fee	9,825	10,800	975

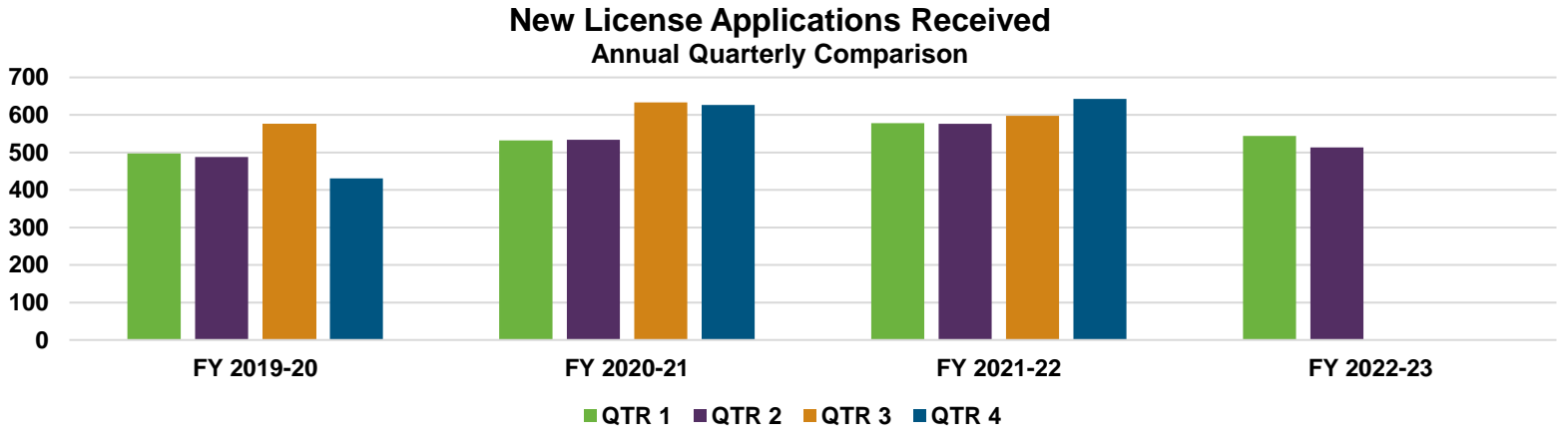
180 DAY RETENTION RATE			
Projected Year-End Retention Rate	July 2022	17,638	
	Cancellations	(469)	(2.63%)
	New Licenses	513	2.87%
	Susp/Reinstate	181	1.01%
	December 2022	17,863	
<b>Change</b>		<b>225</b>	
<b>6 Month</b>	<b>% Change</b>	<b>1.26%</b>	

90 DAY RETENTION RATE			
Projected Year-End Retention Rate	October 2022	17,885	
	Cancellations	(227)	(1.27%)
	New Licenses	276	1.55%
	Susp/Reinstate	(71)	(0.40%)
	December 2022	17,863	
<b>Change</b>		<b>(22)</b>	
<b>3 Month</b>	<b>% Change</b>	<b>-0.12%</b>	

# Licensing – Quarter Statistics

<b>New License Apps</b>	<b>513</b>	<b>(-11%)</b>
<b>Issued Licenses</b>	<b>276</b>	<b>(-2%)</b>
<b>Change Apps</b>	<b>735</b>	<b>(9%)</b>
<b>Active Licenses</b>	<b>17,376</b>	<b>(1%)</b>
<b>Inactive Licenses</b>	<b>487</b>	<b>(-1%)</b>
<b>Placed on Inactive Status</b>	<b>26</b>	<b>(-32%)</b>
<b>Voluntary Surrender</b>	<b>72</b>	<b>(29%)</b>
<b>Licenses Canceled, Not Renewed</b>	<b>150</b>	<b>N/A</b>
<b>Licenses Revoked</b>	<b>5</b>	<b>(-67%)</b>
<b>License Suspensions (no bond)</b>	<b>251</b>	<b>(39%)</b>
<b>License Suspensions Initiated (DETR/DIR)</b>	<b>14</b>	<b>(-26%)</b>
- Compliance with DETR/DIR Received	<b>12</b>	<b>(-50%)</b>
- Suspended	<b>8</b>	<b>(-47%)</b>
- Pending Suspension	<b>10</b>	<b>(-50%)</b>
<b>Active License Renewals</b>	<b>2,060</b>	<b>(11%)</b>
<b>Inactive License Renewals</b>	<b>40</b>	<b>(-29%)</b>
<b>Online Renewals</b>	<b>1,432</b>	<b>(68% of all renewals)</b>
<b>New Online Registrations</b>	<b>412</b>	<b>(12,897 total registered)</b>
<b>Application Denial Hearings</b>	<b>13</b>	<b>(30%)</b>
<b>CMS Exams</b>	<b>393</b>	<b>(15%)</b>
<b>Trade Exams</b>	<b>383</b>	<b>(-9%)</b>
<b>Certificate of Eligibility Requests</b>	<b>9</b>	<b>(29%)</b>
<b>Certificate of Eligibility Renewals</b>	<b>73</b>	<b>(11%)</b>
<b>Single Project Limit Increases</b>	<b>29</b>	<b>(-34%)</b>
<b>Contractors Identified as Veterans</b>	<b>65</b>	<b>(-20%)</b>
<b>Business Assistance Program Attendees</b>	<b>26</b>	<b>(53%)</b>
<b>Public Records Requests</b>	<b>18</b>	<b>(0%)</b>

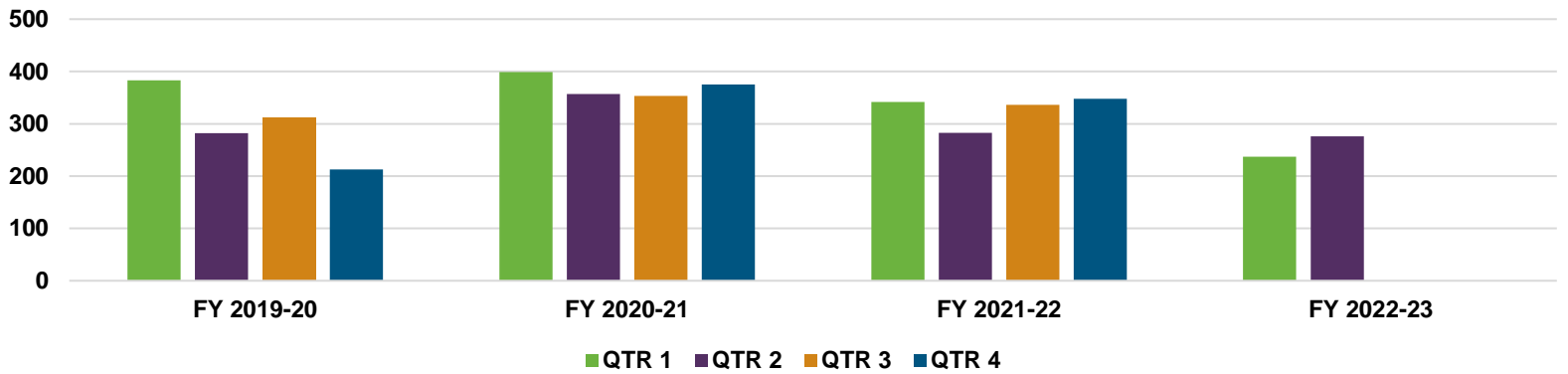
# Licensing – New License Application Trends



License Applications By Primary Classification	2nd Qtr 2021-22			2nd Qtr 2022-23		
	In	Out	Total	In	Out	Total
A - General Engineering	28	37	65	34	21	55
AB - General Engineering & General Building	1	4	5		5	5
B - General Building	78	54	132	58	43	101
C-1 Plumbing and Heating	31	5	36	28	4	32
C-2 Electrical	48	27	75	36	31	67
C-3 Carpentry, Maintenance & Minor Repairs	25	7	32	32	7	39
C-4 Painting and Decorating	24	1	25	30	5	35
C-5 Concrete Contracting	17	2	19	13	3	16
C-6 Erecting Signs	4	4	8	3	1	4
C-7 Elevation and Conveyance		1	1			0
C-8 Glass and Glazing	6	1	7	3	3	6
C-10 Landscape Contracting	22	2	24	17	2	19
C-11 Spraying Mixtures Containing Cement	2		2			0
C-13 Using Sheet Metal	2		2	1		1
C-14 Steel Reinforcing and Erection	14	3	17	10	7	17
C-15 Roofing and Siding	15	7	22	13	2	15
C-16 Finishing Floors	14	1	15	8	7	15
C-17 Lathing and Plastering	4	1	5	3		3
C-18 Masonry	7	1	8	7	3	10
C-19 Installing Terrazzo and Marble	11		11	4	3	7
C-20 Tiling	9	1	10	8	1	9
C-21 Refrigeration and Air Conditioning	34	5	39	22	10	32
C-23 Drilling Wells & Installing Pumps, Pressure Tanks & Storage Tanks	1	1	2		1	1
C-24 Erecting Scaffolds & Bleachers		1	1			0
C-25 Fencing & Equipping Playgrounds	2		2	3		3
C-26 Institutional Contracting	1	4	5		4	4
C-28 Fabricating Tanks			0	4		4
C-30 Installing Equipment to Treat Water	2		2	1		1
C-31 Wrecking	2		2			0
C-33 Installing Industrial Machinery		1	1		1	1
C-36 Installing Urethane			0	1		1
C-37 Solar Contracting	1		1	1	1	2
C-39 Heaters			0		2	2
C-40 Specialties Not Authorized by Other Classifications	1		1	3	3	6
<b>Total</b>	<b>406</b>	<b>171</b>	<b>577</b>	<b>343</b>	<b>170</b>	<b>513</b>
% In Nevada	70%			67%		
% Out of State	30%			33%		

# Licensing – Issued License Trends

### New Licenses Issued Annual Quarterly Comparison




Issued Licenses By Primary Classification	2nd Qtr 2021-22			2nd Qtr 2022-23		
	In	Out	Total	In	Out	Total
A - General Engineering	9	26	35	21	16	37
AB - General Engineering & General Building	1		1			0
B - General Building	39	22	61	26	26	52
C-1 Plumbing and Heating	11	4	15	10	2	12
C-2 Electrical	21	20	41	30	17	47
C-3 Carpentry, Maintenance & Minor Repairs	21	1	22	20	5	25
C-4 Painting and Decorating	11	1	12	12	2	14
C-5 Concrete Contracting	7	2	9	7	2	9
C-6 Erecting Signs	1	2	3	2		2
C-8 Glass and Glazing	5		5	3	1	4
C-10 Landscape Contracting	8		8	9		9
C-11 Spraying Mixtures Containing Cement	1		1	1		1
C-13 Using Sheet Metal		1	1	1		1
C-14 Steel Reinforcing and Erection	3	3	6	11	3	14
C-15 Roofing and Siding	1	3	4	5	2	7
C-16 Finishing Floors	9		9	2		2
C-17 Lathing and Plastering	3	1	4	1	2	3
C-18 Masonry	6		6	5		5
C-19 Installing Terrazzo and Marble	6	1	7	3	1	4
C-20 Tiling	4	1	5	3	2	5
C-21 Refrigeration and Air Conditioning	16	4	20	7	4	11
C-23 Drilling Wells & Installing Pumps, Pressure Tanks & Storage Tanks		1	1		2	2
C-24 Erecting Scaffolds & Bleachers			0	1	1	2
C-25 Fencing & Equipping Playgrounds	2		2		1	1
C-26 Institutional Contracting		1	1	1	2	3
C-27 Individual Sewerage			0	1		1
C-30 Installing Equipment to Treat Water			0		1	1
C-31 Wrecking	1		1			0
C-33 Installing Industrial Machinery		2	2			0
C-38 Installing Equipment used with Liquefied Petroleum & Natural Gas	1		1			0
C-39 Heaters			0	1		1
C-41 Fire Protection			0	1		1
<b>Total</b>	<b>187</b>	<b>96</b>	<b>283</b>	<b>184</b>	<b>92</b>	<b>276</b>
% In Nevada	66%			67%		
% Out of State	34%			33%		



# Licensing – Strategic Plan and Program Updates

## Goal 1.A – Finalize and Implement a New Category for Residential Remodeling

The classification for residential remodeling was finalized on September 27, 2022 with the approval of the proposed amendment to the Nevada Administrative Code by the Legislative Commission. Subsequent supportive tasks related to required database programming and examination development were completed in January and the license category is available to applicants.

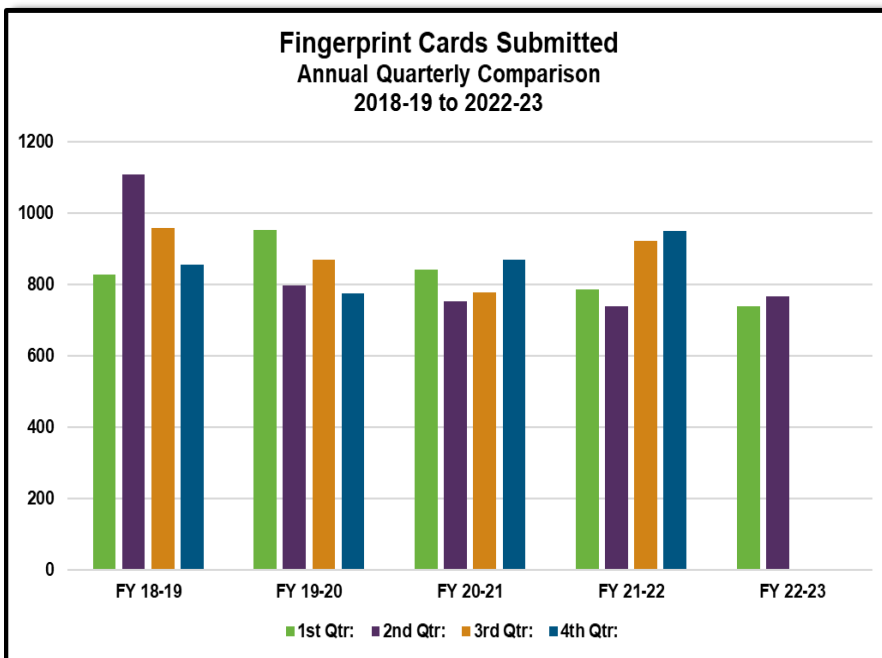


## Ongoing Training and Staffing Initiatives

As the result of personnel and position changes, training and cross training programs have been ongoing. All new employees have completed their introductory period.

# Enforcement – Background Check Trends

The Nevada State Contractors Board is authorized under NRS 624.265 to request fingerprints from all applicants for licensure for the purposes of conducting criminal background checks, which are used to assess the character of an applicant and verify accuracy and/or omission of information provided on the license application. The Board’s use of criminal justice databases is monitored and audited by the State of Nevada and the FBI for compliance with applicable rules, regulations, policies and procedures.



<b>Fingerprint Cards Submitted</b>	<b>767</b>
Applicants with criminal histories	200
Applicants without criminal histories	567
<b>Criminal Histories</b>	<b>26%</b>

<b>Licensing Experience Reviews</b>	<b>9</b>
Total Background Cases Opened	23
<b>Total Background Interviews</b>	<b>5</b>
Total Misrepresentation Cases Opened	5
<b>Total Misrepresentation Administrative Citations Issued</b>	<b>2</b>

**BACKGROUND INTERVIEWS AID APPLICATION PROCESS**

Interviews with applicants whose history reveals criminal activities of concern afford an opportunity for more in-depth analysis and evaluation before deciding if the conviction would disqualify the applicant.

Of the 25 applicants interviewed regarding criminal history during the reporting period, 20 were recommended for approval and 5 were recommended for denial of licensure.

# Enforcement – Quarter Statistics

## INVESTIGATIONS HIGHLIGHTS

### October - December 2022

#### 407 Licensed Complaints Opened

- 280 Workmanship (69%)\*
- 79 Industrial Regulation (19%)\*
- 38 Money Owing (9%)\*

\*Percentage of total cases

#### 162 Unlicensed Complaints Opened

- 106 Contracting Without A License
- 50 Unlawful Advertising
- 6 Criminal Fraud

#### 105 Administrative Citations Issued

*Licensed Contractors: 27*

- \$109,450 in Fines
- \$21,540 in Costs

*Unlicensed Contractors: 78*

- \$146,900 in Fines
- \$32,260 in Costs

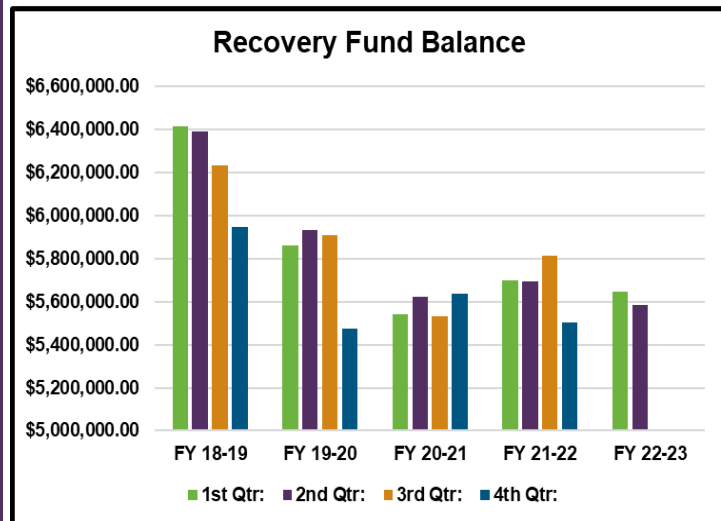
#### 22 Disciplinary Hearings

- 4 Licenses Revoked

#### 5 Criminal Affidavits Filed with District Attorney Offices

#### 81 Cease & Desist Orders Issued to Unlicensed Contractors

## RESIDENTIAL RECOVERY FUND



During the reporting period, the Board opened 14 Recovery Fund cases.

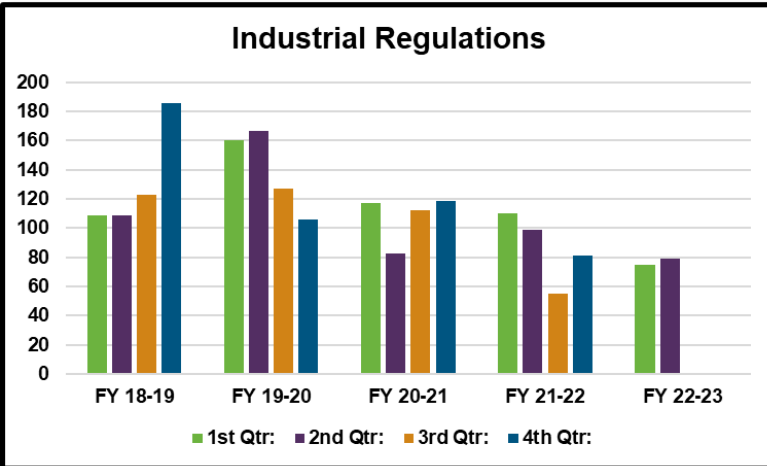
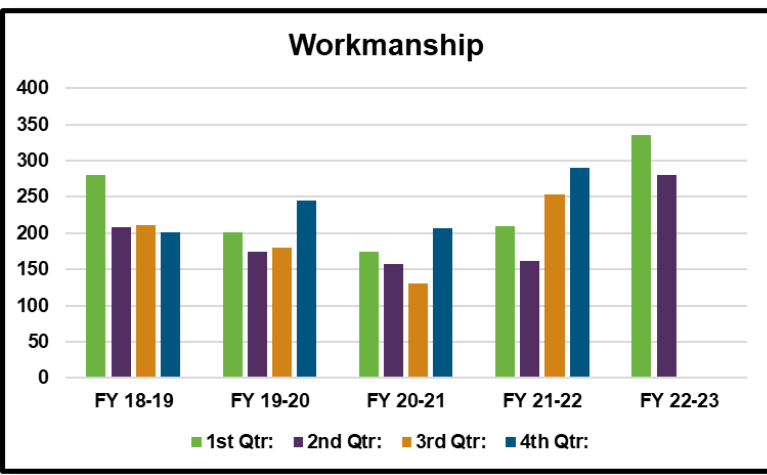
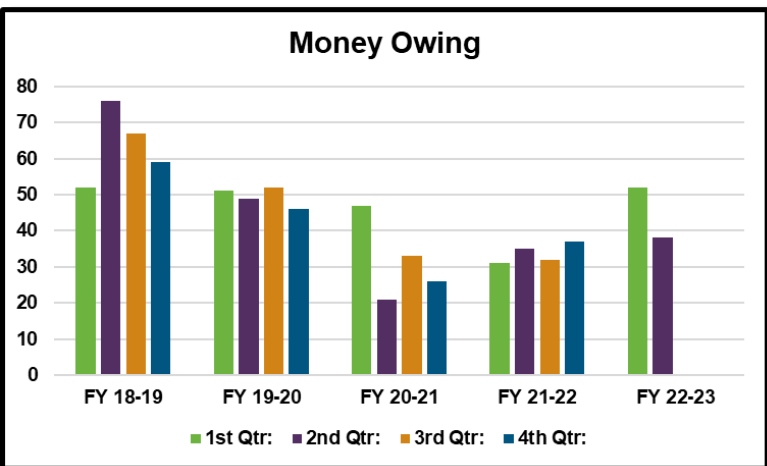
Two Recovery Fund meetings were held where 23 claims were considered by the Committee. A total of \$188,733 was awarded to 20 claimants for an average award amount of approximately \$9,437.

As of December 31, 2022, the Recovery Fund maintains a balance of approximately \$5.6 million.

# Enforcement – Quarter Statistics

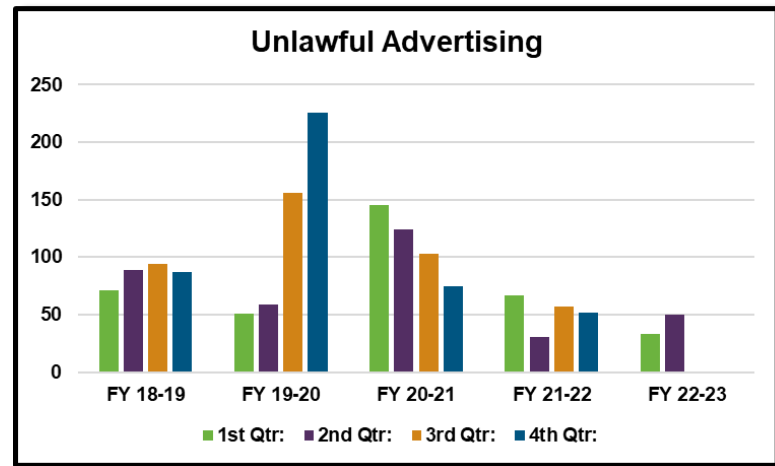
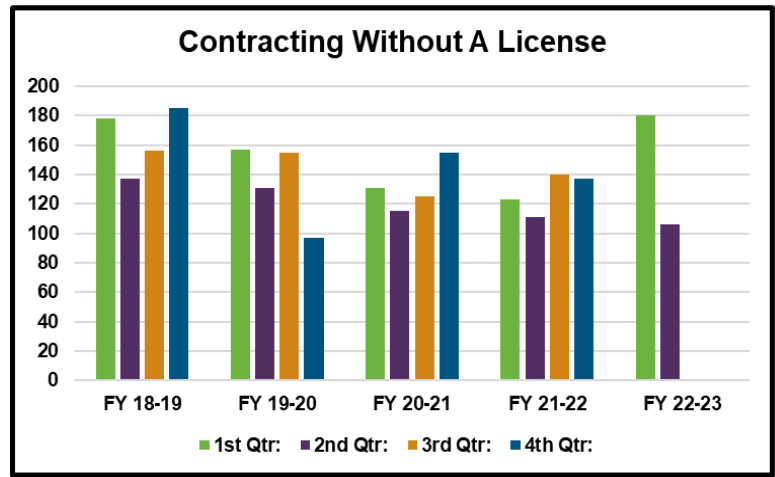
## COMPLIANCE ENFORCEMENT

### Complaints Opened Past 4 Years



## CRIMINAL ENFORCEMENT

### Complaints Opened Past 4 Years





# Enforcement – Case Highlights

## Drews Plumbing and Unlicensed Contractor

In December of 2022, the Board received a complaint against an unlicensed contractor for abandoning a project involving seniors after receiving approximately \$14,000 in funds for the removal and abatement of mold, beginning in April of 2022. During the initial abatement process, the unlicensed contractor conducted extensive demolition throughout the property and alleged that the location had significant water leaks. As a result, the unlicensed contractor referred Drews Plumbing (who was a licensed contractor at the time) to complete the work. Drews' license was subsequently revoked by the Board in November of 2022 after being found guilty of 10 separate allegations stemming from a different investigation. Drews Plumbing's performed additional demolition work, resulting in extensive additional damage promoting rat infestation that ultimately made the residence uninhabitable.

In addition to money paid to the unlicensed contractor, the homeowner paid Drews Plumbing payments totaling an \$12,000. Once the final payment to Drews was received, the project was abandoned, leaving the two senior homeowners with an unlivable home and no running water. The total disregard shown by both contractors forced the residents to move into a small casita in the rear of their property. Once allegations were reported, swift action was taken by both compliance and criminal investigators to address the complaint. To provide immediate assistance and resources to the occupants of the residence, other measures were implemented through supplemental agencies, volunteers, and Board Staff to protect their health, safety and welfare. This ongoing investigation is being considered for possible criminal charges. Because the victim involved in this case contracted with a licensed contractor, they will have the opportunity to seek financial remediation through Nevada's Residential Recovery Fund.

## Unlicensed Contractor in Northern Nevada

In Northern Nevada, an individual named Jack Harrison has been the subject of 6 separate investigations involving contracting without a license. Harrison has operated under the business names of Modern Construction, J&H Construction as well as his own name Jack Harrison and repeatedly portrayed himself to homeowners as an employee of a licensed contractor. Harrison frequently targeted homeowners who were looking for asphalt sealers on their driveways. Once a contract was negotiated, Harrison would take a down payment in checks made out to his name and then do very limited work, often with poor workmanship. To date, investigators in Northern Nevada have issued multiple citations and filed criminal charges against Harrison resulting in several active warrants.

# Enforcement – Case Highlights

## Fiesta Pools

An investigation revealed that Fiesta Pools and Spas unlawfully allowed an unlicensed pool builder to use the company pin number to pull permits for compensation. At least 28 pools were built by the same unlicensed contractor who used unlicensed and uninsured workers to work the projects. Homeowners were defrauded by the unlicensed builder who was able to use Fiesta Pools and Spas' license number on the contract documents and pull the permits under the name of the company. Many of the homeowners complained that their pool projects were not being completed and the unlicensed contractor quit responding to their calls. The NSCB required the licensed pool builder to finish all pools and provide any workmanship warranties required under chapter 624 of the NRS. The unlicensed contractor was criminally charged and Fiesta Pools and Spas received formal discipline at the December hearing.



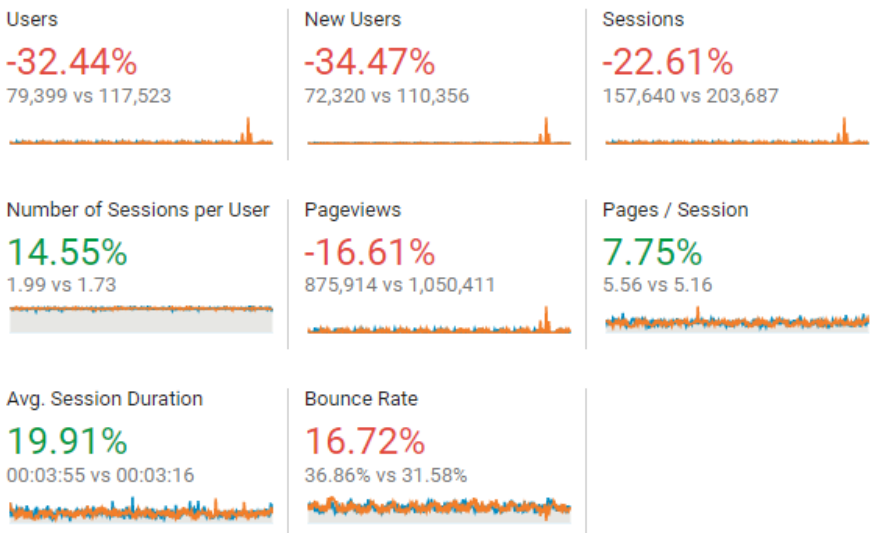
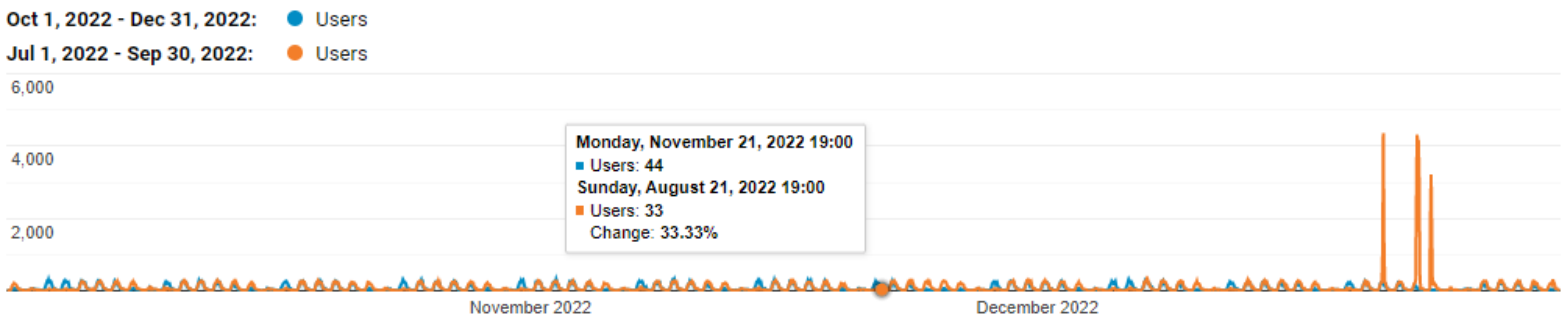
# Information Technology – 2<sup>nd</sup> Quarter

## Projects Update

1. Southern Nevada office video conference system completed
2. Northern Nevada office server upgrades completed
3. Email server upgrade ongoing

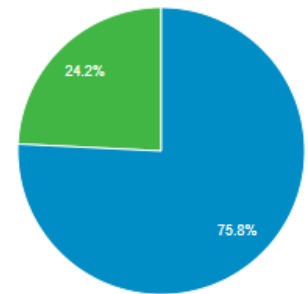
## Website Traffic & Statistics

Traffic was lower, but this statistic is skewed by the denial of service attack that occurred for a few days last quarter.

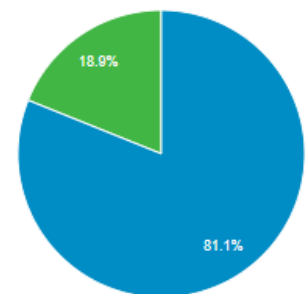


■ New Visitor ■ Returning Visitor

Oct 1, 2022 - Dec 31, 2022



Jul 1, 2022 - Sep 30, 2022

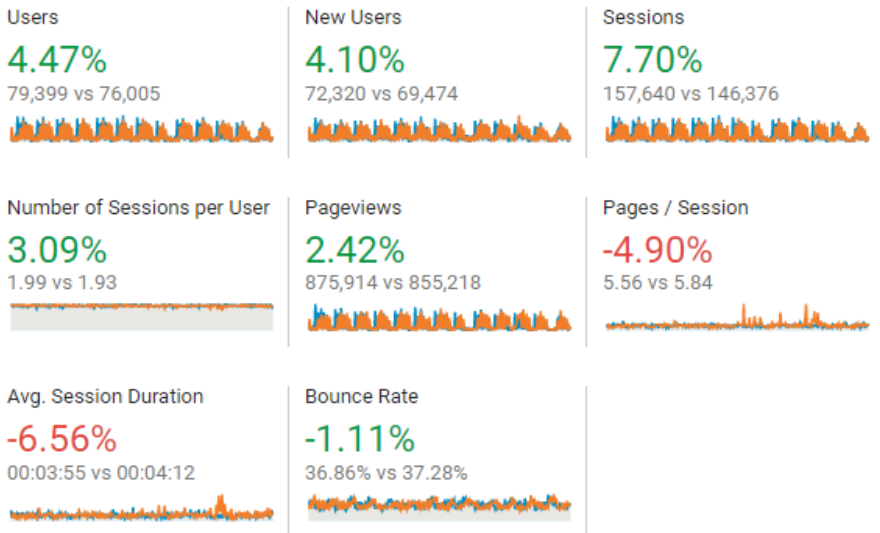
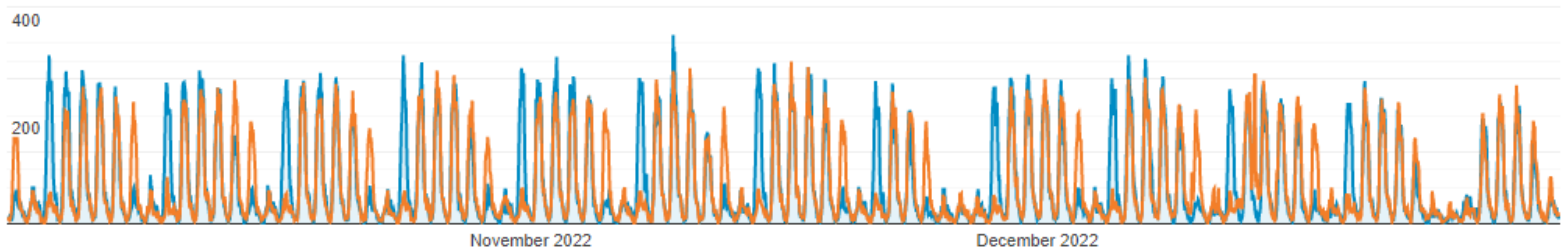


# Information Technology – 2<sup>nd</sup> Quarter

## Web Traffic: FY2023Q2 vs. FY2022Q2

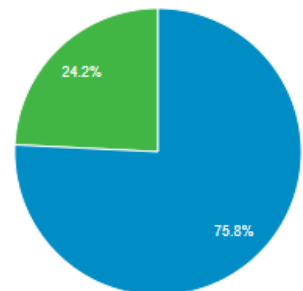
Traffic was little higher, but pattern was as expected.

Oct 1, 2022 - Dec 31, 2022: ● Users  
 Oct 1, 2021 - Dec 31, 2021: ● Users

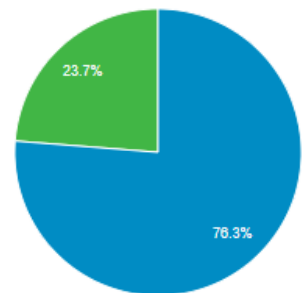


■ New Visitor ■ Returning Visitor

Oct 1, 2022 - Dec 31, 2022



Oct 1, 2021 - Dec 31, 2021





# PIO – 2<sup>nd</sup> Quarter Highlights

## Enforcement Efforts Receive Media Coverage in Second Quarter

Throughout the second quarter, the Board’s enforcement efforts were highlighted in several media appearances. Staff was featured on several newscasts discussing the Board’s response to particular cases as well as investigative trends.



### REMEMBER, BEFORE YOU BID:

A Contractors License is required for:

- All projects relating to Electrical, Plumbing, HVAC, or Mechanical, regardless of contract amount
- Any project \$1,000 or more in labor and materials
- Any project requiring a permit

Anyone found to be performing the duties of a contractor without a license in Nevada faces possible fines, loss of license, and even jail time.

### Don't Risk It!

Questions?  
Contact us via our website:  
[nscb.nv.gov](http://nscb.nv.gov)  
or by calling us at:  
(702) 486-1100 or  
(775) 688-1141



## NSCB Ads Send Warning to Unlicensed Contractors

In an effort to further combat unlicensed contractors, the PIO Office produced and placed an advertisement in two prominent Nevada publications used by the construction industry. The ads, placed in both Northern and Southern Nevada, remind unlicensed actors of the risks of illegally contracting.

## Board Staff Participates in Giving Campaign During Holiday Season Focused on Senior Community

During the holiday season, members of Board staff participated in a giving campaign focused on seniors. After selecting a local nonprofit organization, each office received a wish list of needed items. Staff had the option to send funds directly to the nonprofit or to bring in items from the wish list. Board staff received notes of appreciation on social media and praise from nonprofit staff.



## Looking Forward – Quarter 3

While we may have half of our strategic objectives for the fiscal year behind us, Board staff is poised to keep its momentum in the new year ahead of us and focus our efforts on accomplishing the rest of our strategic initiatives including to:

- Update the NSCB website and mobile app to improve ease of use, “look and feel,” and site navigation

Each reporting period is an opportunity for staff to share with the Board and the public the advancements we are making to better serve our internal and external customers, to address current issues within the construction industry and state, and most importantly highlight where we are headed next. Be sure to check back next quarter to read of the progress we make in the following three months at the Nevada State Contractors Board.



**NORTHERN OFFICE**

**5390 Kietzke Lane, Suite 102**

**Reno, NV 89511**

**(775) 688-1141**

**SOUTHERN OFFICE**

**8400 West Sunset Road, Suite 150**

**Las Vegas, NV 89113**

**(702) 486-1100**

**[www.nscb.nv.gov](http://www.nscb.nv.gov)**

